

NITECORE®

The All-Round Flashlight Expert

TUBE UV/TUBE RL TUBE GL/TUBE BL User Manual

Features

- Lightweight and handy design
- Featuring high power LED
- TUBE UV: UV output rated at 500mW, wavelength 365nm, suitable for currency inspection, document examination.
- TUBE RL: Red output of 13 lumens
- TUBE BL: Blue output of 4 lumens
- TUBE GL: Green output of 25 lumens
- Integrated intelligent Li-ion battery charging circuit (micro-USB charging port)
- Built-in rechargeable Li-ion battery
- Single switch offers easy one-handed operation
- Constructed from durable Polycarbonate materials
- Dual metal key ring connector withstands up to 77lbs weight(35 kg)
- Impact resistant to 1 meter

Dimensions





Size: 2.22" x 0.83" x 0.31" (56.5mm x 21mm x 8mm)

Weight: 0.32oz (9 gram)(with battery)

Accessories

Key ring

Output & Runtime

	TUBE UV	TUBE RL	TUBE GL	TUBE BL
	500mW Radiant power	13 LUMENS	25 LUMENS	4 LUMENS
	1h	1h	45min	45min
	1m (Impact Resistant)			
	IP65 (Rated)			

NOTICE: The stated data has been measured by using a built-in Li-ion battery (3.7V) under laboratory conditions. End-user results may vary due to individual usage habits and environmental conditions.

Operation Instructions

On/Off

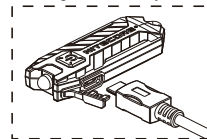
Press the switch to turn the light on; press the switch again to turn off.

Lockout/Unlock

Press and hold the switch for three seconds. The Tube will enter lock out after a flash of the LED to avoid accidental activation. To unlock, press and hold the switch for three seconds again.

Battery Charging

1. Connecting: Plug one end of the USB cable to the USB input port (on the side of the light) and plug the other end to a power supply (USB adapter, PC or other standard USB output port).
2. Charging indicator: A power indicator light integrated into the Tube's button will illuminate steadily during the charging process and goes out when the Tube is fully charged. It takes approximately 2 hours to fully charge the battery.



NOTE: The Tube will need to be recharged if output appears to be dim or the light becomes unresponsive.

Caution

1. Keep away from children. This is NOT a toy.
2. Avoid direct eye exposure. Doing so may damage vision.
3. Avoid skin exposure to UV light.
4. DO NOT look into the UV LED
5. DO NOT toss, hit or crush.
6. DO NOT disassemble or modify.

Warranty Service

Any defective/malfunctioning NITECORE TUBE will be replaced within 15 days from date of purchase, and will be repaired free of charge within 12 months from date of purchase. Beyond 12 months, a limited warranty applies, covering the cost of labor and maintenance, but not the cost of accessories or replacement parts. The warranty is nullified in either or both of the following situations:

1. The product(s) is/are broken down, reconstructed and/or modified by unauthorized parties.
2. The product(s) is/are damaged through improper use.

For the latest information on NITECORE® products and services, please contact a local NITECORE® distributor or send an email to service@nitecore.com.

※All images, text and statements specified herein this user manual are for reference purpose only. Should any discrepancy occurs between this manual and information specified on www.nitecore.com, information on our official website shall prevail. Sysmax Industry Co., Ltd. reserves the rights to interpret and amend the content of this document at any time without prior notice.

SYSMAX ind.

SYSMAX Industry Co., Ltd.

TEL: +86-20-83862000

FAX: +86-20-83882723

E-mail: info@nitecore.com

Web: www.nitecore.com

Address: Rm 2601-06, Central Tower, No.5 Xiancun Road, Tianhe District, Guangzhou, 510623, Guangdong, China

Please find us on facebook:
NITECORE Flashlight



Made in China

TUBE130218

Thanks for purchasing NITECORE!