

产品特性

- 超轻设计，方便携带
- 采用高性能LED
- TUBE UV: 紫外光输出功率500mW, 波长365nm, 可用于验钞, 检验伪造证件、防伪码、荧光剂等产品

TUBE RL: 红色光源输出, 亮度达13流明

TUBE BL: 蓝色光源输出, 亮度达4流明

TUBE GL: 绿色光源输出, 亮度达25流明

- 内置可充电锂电池
- 自带智能锂电池充电电路 (Micro-USB通用充电接口)
- 单键开关设计, 单手即可操作
- 灯体采用PC材料制造, 坚固耐用
- 尾部双圈金属拉环设计, 可承重35公斤重力
- 1米防摔能力

体积





尺寸: 56.5mm × 21mm × 8mm(长/宽/高)

重量: 9克 (含电池)

配件

钥匙圈

亮度&时间

	TUBE UV	TUBE RL	TUBE GL	TUBE BL
	输出功率 500mW	13流明	25流明	4流明
	1小时	1小时	45分钟	45分钟
	1米 (防跌落高度)			
	IP65 (防护等级)			

注: 上述数据以内置可充电锂电池 (3.7V) 测量所得, 不同使用环境可能会对以上数据产生影响。

使用TUBE灯

开启/关闭

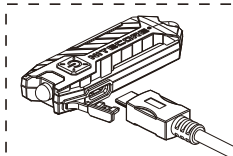
按下开关按钮, 照明开启; 如需关闭, 请再一次按下开关按钮。

锁定

在长按开关3秒至LED出现闪烁一下熄灭, Tube灯进入锁定状态, 可避免在携带过程中, 开关按钮意外触发。如需退出锁定功能, 长按3秒以上即可。

充电

- 1. 连接电源:** 如图所示, 把USB充电线一端连接至侧边的充电插孔, 另一端接上电源 (适配器、电脑或其他充电设备) 即可。充电时间约为2小时。
- 2. 充电提示:** 当Tube灯处于正常充电状态时, 位于开关按钮背面的蓝色电量指示灯将长亮提示用户; 充电完成后, 蓝色电量指示灯将熄灭。



注: 当电池电量不足, Tube灯会出现亮度变暗, 此时应对其进行充电。

注意事项

1. 请勿放置在儿童可触及的地方, 不可当玩具使用。
2. 请勿用光线直接照射眼睛, 以免对眼睛造成伤害。
3. 请避免用紫外光长时间照射皮肤, 以免造成皮肤损伤。
4. 请勿用眼睛长时间看灯头, 避免紫外光对眼睛造成伤害。
5. 请勿暴力摔打, 碾压本产品。
6. 请勿随意拆解、改装本产品, 以防功能损坏。

保固

NITECORE®产品拥有售后保固服务。在购买本产品的15天内, 如果有任何质量问题均可向经销商要求免费更换。在购买本产品的24个月内享受免费保固服务。在超过24个月免费保固期后, 本产品享有终身有限度保固服务, 如需要更换重要部件则需收取成本费用。

本保固规则不适用于以下情况:

1. 人为破坏, 拆解, 改装本产品。
2. 错误操作导致产品损坏。

如对奈特科尔产品有任何疑问, 欢迎联系当地的代理商或发邮件到 4008869828@nitecore.cn。

※ 本说明书的所有图片、陈述及文字信息仅供参考, 请以官网www.nitecore.cn 实际信息为准。广州希脉创新科技有限公司拥有对说明书内容的最终解释权 and 修改权。



更多信息请关注新浪微博: NITECORE奈特科尔

广州希脉创新科技有限公司

咨询热线: +86-20-83862000

销售邮箱: info@nitecore.com

网 址: www.nitecore.cn

地 址: 广州市天河区珠江新城洗村路5号凯华国际中心2601-06室
邮 编: 510623



Features

- Lightweight and handy design
- Featuring high power LED
- TUBE UV: UV output rated at 500mW, wavelength 365nm, suitable for currency inspection, document examination.
- TUBE RL: Red output of 13 lumens
- TUBE BL: Blue output of 4 lumens
- TUBE GL: Green output of 25 lumens
- Integrated intelligent Li-ion battery charging circuit (micro-USB charging port)
- Built-in rechargeable Li-ion battery
- Single switch offers easy one-handed operation
- Constructed from durable Polycarbonate materials
- Dual metal key ring connector withstands up to 77lbs weight(35 kg)
- Impact resistant to 1 meter

Dimensions





Size: 2.22" x 0.83" x 0.31" (56.5mm x 21mm x 8mm)

Weight: 0.32oz (9 gram)(with battery)

Accessories

Key ring

Output & Runtime

	TUBE UV	TUBE RL	TUBE GL	TUBE BL
	500mW Radiant power	13 LUMENS	25 LUMENS	4 LUMENS
	1h	1h	45min	45min
	1m (Impact Resistant)			
	IP65 (Rated)			

NOTICE: The stated data has been measured by using a built-in Li-ion battery (3.7V) under laboratory conditions. End-user results may vary due to individual usage habits and environmental conditions.

Operation Instructions

On/Off

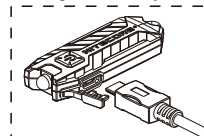
Press the switch to turn the light on; press the switch again to turn off.

Lockout/Unlock

Press and hold the switch for three seconds. The Tube will enter lock out after a flash of the LED to avoid accidental activation. To unlock, press and hold the switch for three seconds again.

Battery Charging

1. Connecting: Plug one end of the USB cable to the USB input port (on the side of the light) and plug the other end to a power supply (USB adapter, PC or other standard USB output port).
2. Charging indicator: A power indicator light integrated into the Tube's button will illuminate steadily during the charging process and goes out when the Tube is fully charged. It takes approximately 2 hours to fully charge the battery.



NOTE: The Tube will need to be recharged if output appears to be dim or the light becomes unresponsive.

Caution

1. Keep away from children. This is NOT a toy.
2. Avoid direct eye exposure. Doing so may damage vision.
3. Avoid skin exposure to UV light.
4. DO NOT look into the UV LED
5. DO NOT toss, hit or crush.
6. DO NOT disassemble or modify.

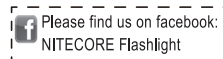
Warranty Service

Any defective/malfunctioning NITECORE TUBE will be replaced within 15 days from date of purchase, and will be repaired free of charge within 24 months from date of purchase. Beyond 24 months, a limited warranty applies, covering the cost of labor and maintenance, but not the cost of accessories or replacement parts. The warranty is nullified in either or both of the following situations:

1. The product(s) is/are broken down, reconstructed and/or modified by unauthorized parties.
2. The product(s) is/are damaged through improper use.

For the latest information on NITECORE® products and services, please contact a local NITECORE® distributor or send an email to service@nitecore.com.

※ All images, text and statements specified herein this user manual are for reference purpose only. Should any discrepancy occurs between this manual and information specified on www.nitecore.com, information on our official website shall prevail. SYSMAX Innovations Co., Ltd. reserves the rights to interpret and amend the content of this document at any time without prior notice.



SYSMAX Innovations Co., Ltd.

TEL: +86-20-83862000

FAX: +86-20-83882723

E-mail: info@nitecore.com

Web: www.nitecore.com

Address: Rm 2601-06, Central Tower, No.5 Xiancun Road, Tianhe District, Guangzhou, 510623, Guangdong, China



Made in China

TUBE120321